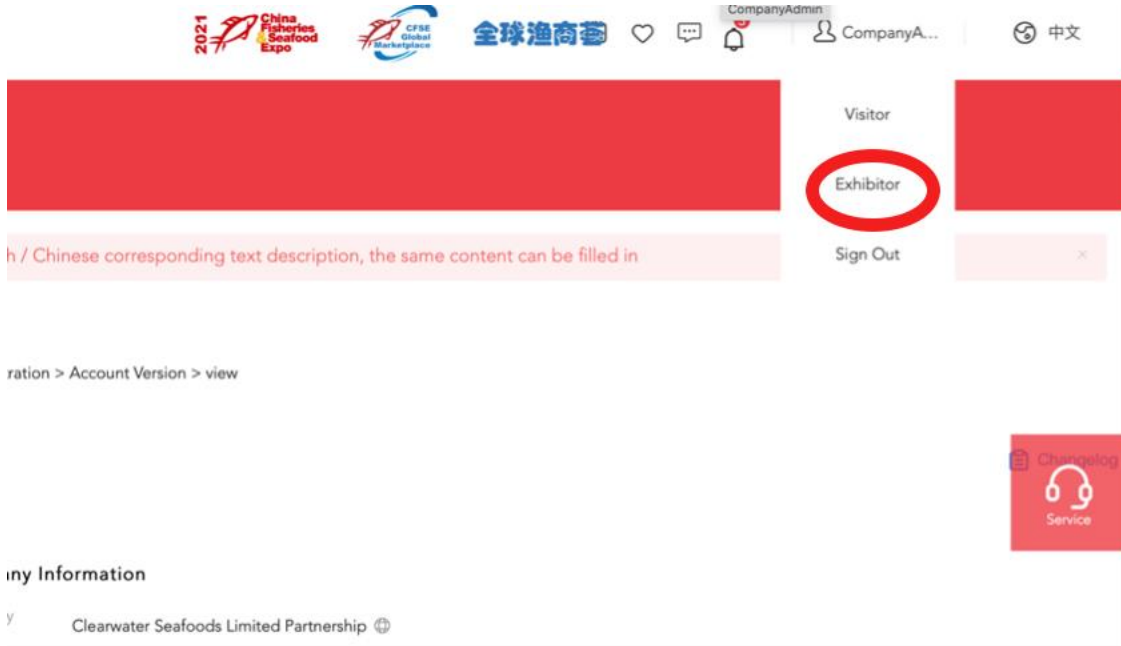
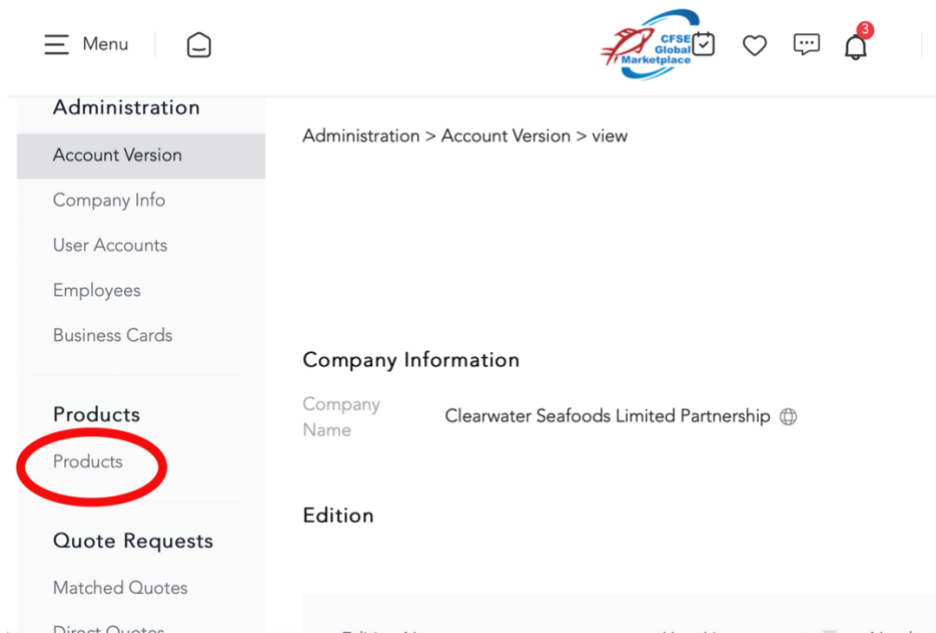


How to Create a Product

- Click Exhibitor under the Company button and select Exhibitor



- Click Products



- Click The Create Button

[+ Create](#)

[All](#) [New](#) [Pending Approval](#) [Rejected by System](#) [Approved by System](#) [Delist by Site](#) [Listed](#) [Delisted](#)

<input type="checkbox"/>	Exhibit Picture	Product Name	Category	Status	Product ID	Ship From	
1		Smoked Cod	Fin Fish > Cod	System Approved	379031030801616896	Canada	Duplicate Preview Delist
2		Pink Salmon	Fin Fish > Cod-Pacific	System Approved	378671823707426816	-	Duplicate Preview Delist
3		Skipjack Tuna	Fin Fish > Tuna-Skipjack	System Approved	378984123119157248	-	Duplicate Preview Delist
4		Cod-Atlantic	Fin Fish > Cod-Atlantic	Listed	377908384416374784	-	Duplicate Enter List Delist

Total 4, Items Per Page 15

- QR Code
- Edit
- List
- Delist

- Select your Company from the exhibitor dropdown, select Product or Service for your product type

Product Details

Basic Information

* Exhibitor ▼

Product Type ▼

* Product Name 🌐
0/100

Brand Name 🌐
0/50

Place of Origin 🌐
0/100

- Fill in optional and required fields for the Product Category

Product Category

* Category Path ▼

* Place of Production ▼

Packaging Retail Ready IQF Vacuum Packed
 Block

Product Form Fillet H&G Portions
 Whole

Product Type Fresh Frozen Live

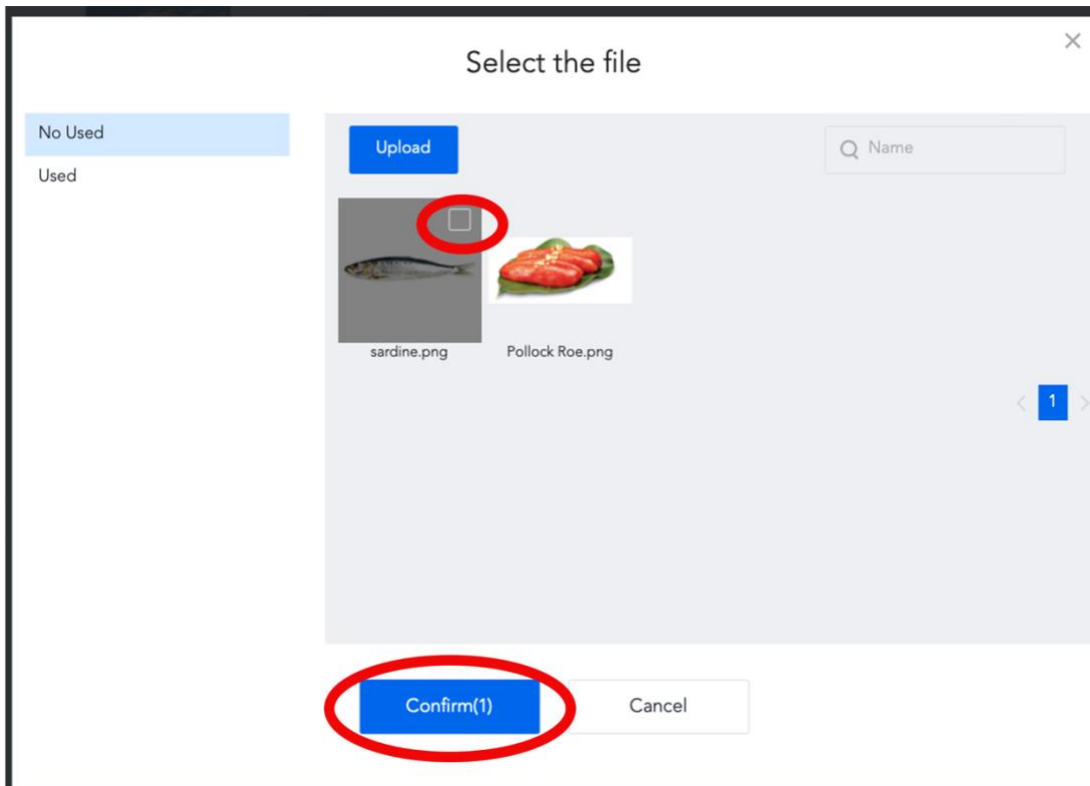
Value Added Battered Breaded Canned
 Cooked Dried Marinated
 Mix Salted Seasoned
 Smoked Ready to Eat

- Click the + button to add a product image and/or video

Product Pictures/Videos



- Select the uploaded image by clicking the check box of the image in the top left corner, then select confirm



- Fill in the optional Sales Message, Shipping Details, and Salesmen contact for the product, then select Save and List

Sales Message Generate SKU

* Product Name	Product Code	Unit Price(US\$)	Basic UoM	Minimum Order	In Stock	Description
1 Smoked Cod		0.00				

Shipping Details

Shipping Address: Detail Address: 0/200

Salesman

Mobile: 14/14 Email: 18/50

WeChat: 0/120 WhatsApp: 0/120

- From the Product parent screen, click the 3 bullet point icon and select list

The screenshot displays a product management interface. At the top left is a blue '+ Create' button. To the right is a search bar labeled 'Product Name'. Below these are filter tabs: 'All', 'New', 'Pending Approval', 'Rejected by System', 'Approved by System', 'Delist by Site', 'Listed', and 'Delisted'. A table lists four products with columns for Exhibit Picture, Product Name, Category, Status, Product ID, and Ship From. The 'Listed' status is indicated by a green dot. For the fourth product, 'Cod-Atlantic', a dropdown menu is open, showing options: 'Duplicate', 'Enter', 'QR Code', 'Edit', 'List', and 'Delist'. The 'List' option is highlighted. A red circle highlights the dropdown menu.

	Exhibit Picture	Product Name	Category	Status	Product ID	Ship From	
1		Smoked Cod	Fin Fish > Cod	System Approved	379031030801616896	Canada	Duplicate Preview Delist
2		Pink Salmon	Fin Fish > Cod-Pacific	System Approved	378671823707426816	-	Duplicate Preview Delist
3		Skipjack Tuna	Fin Fish > Tuna-Skipjack	System Approved	378984123119157248	-	Duplicate Preview Delist
4		Cod-Atlantic	Fin Fish > Cod-Atlantic	Listed	377908384416374784	-	Duplicate Enter QR Code Edit List Delist

Total 4, Items Per Page 15

- After list is selected, the system will take 12-24 hours to manually audit your selection and list on the product company page.